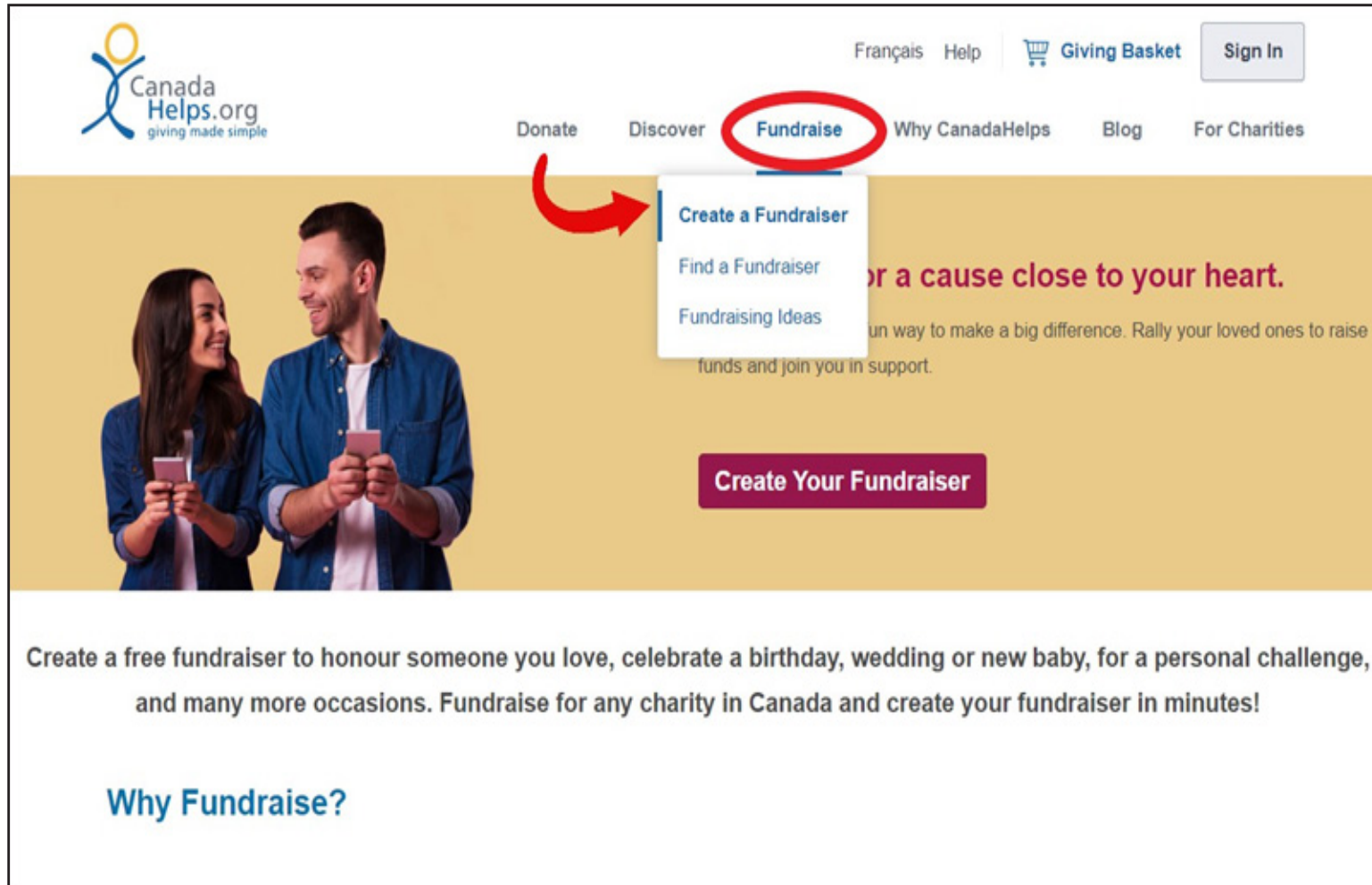


# Online Fundraising Guide with Canada Helps



Visit YESS.org and click on... or visit canadahelps.org

On the Canada Helps page, click “Fundraise” from the header navigation.

Select “Create a Fundraiser.”

CanadaHelps.org  
giving made simple

Français Help Giving Basket Sign In

Donate Discover Fundraise Why CanadaHelps Blog For Charities

**Sign In**

Your email address or charity username

Password

Sign In Forgot your password?

Or sign in using your account from one of the sites below:

Facebook


Google

**Don't have an account yet?**  
Create one

If you have a Canada Helps account, enter your details.

If not, you will need to create an account.

You can also select the Facebook/Google icon to log in using one of those accounts if you prefer.



[Français](#) [Help](#) [!\[\]\(e4da8df4f13d16c1c4e651932de8beb8\_img.jpg\) Giving Basket](#) [Sign In](#)

[Donate](#) [Discover](#) [Fundraise](#) [Why CanadaHelps](#) [Blog](#) [For Charities](#)

## Sign Up for Your Free Account

With a free CanadaHelps account, you'll have anytime access to all your tax receipts in one convenient place for tax time. You can also save your favourite charities, payment information, and take advantage of other personalization features that make giving even easier.

Do you represent a charity?

[Sign up for a charity account](#)

Password Strength


I agree to the CanadaHelps [Terms of Use](#) and [Privacy Policy](#).

[Sign Up](#)


---

Or, sign up using your account from one of the sites below:

Create my Account with

 Facebook

Create my Account with

 Google

Enter the listed information required to create the account.

**Create a Fundraising Page**


**Who are you fundraising for?**

**Add at least one charity.**

Find the charity you want to fundraise for by typing the charity's name or keywords that describe it in the search box. To fundraise for more than one charity, simply repeat the process.

Youth Empowerment Search

**Selected Charity List**

 Youth Empowerment & Support Services (YESS) Remove

General

**About Your Fundraiser**

Select the type of fundraiser

To begin creating your online fundraiser, search “Youth Empowerment” in the search field.

Select “YESS – Youth Empowerment & Support Service” in the drop-down menu.

**About Your Fundraiser**

Select the type of fundraiser

Enter the title of your fundraiser

Set your fundraising period

Start Date      End Date

yyyy-mm-dd      yyyy-mm-dd

Set your fundraising goal

Goal Amount

Enter the name of the page owner

In emails we refer to the page owner. Enter your name if you are fundraising as an individual. Otherwise, enter the name of the group or organization.

☒ Make the list of received donations visible to all visitors to my page.

☐ Send me an email each time someone makes a donation to my fundraiser.

Select the type of fundraiser from the options provided. If you do not see the type of fundraiser in the drop-down menu, select "other."

Enter the date of your fundraiser.

Enter your fundraising goal. Try to set a realistic goal that your event will be able to reach online.

Enter your name or the name of the group hosting this fundraiser.

## Your Fundraising Story

Inspire your friends, family and co-workers to support the cause through your fundraising story. The better they connect with your story, the more likely they will make a donation. Be sure to not just tell them what the cause is, but why the cause is important to you.

### Your Fundraising Story (English)

Personal Message

↶ ↷

Formats ▾

**B**

*I*

U

🔗

Share your story on why you are hosting this fundraiser in support of Youth Empowerment & Support Services.

Outline details of your fundraiser and include event information if there is an “in person” component where people can attend. Be sure to specify if there is a cost for people to attend your event or if it is online-only fundraiser.

Summary

Provide a short description of your fundraiser. This will be displayed when friends or family search for your fundraiser. (Maximum 140 characters)

Create Fundraising Page

Provide a brief description that will be shown when people are searching for your event. This field has a maximum of 140 characters.

## Add Images & Videos

### Featured Image

Make your page more impactful by including a featured image that relates to the reason for your fundraising or the cause.

Upload Image

Image must be at least 400px x 400px but no larger than 2000px x 2000px. Supported formats include JPG, PNG and GIF

### Media Gallery

Nothing engages visitors more than pictures and videos. Share all relevant images and videos here. For best results, its recommended that you upload 4 or more images and videos to your gallery.

#### Images

Add an Image

#### Videos

Add a Video

Save Images & Videos

Skip this Step

It is important to add a feature image to your fundraiser. This will be the image shown at the top of your fundraising page. This can be your organization’s logo or a group photo from past events.

You can also include multiple photos. This is recommended to showcase what your fundraiser is all about and to engage your audience on what they can look forward to this year.



## Congratulations. Your Fundraiser is ready!

### Visit or Share your page


Your page is now available at:

[www.canadahelps.org/en/pages/yess-community-bake-sale-test/](http://www.canadahelps.org/en/pages/yess-community-bake-sale-test/)

Visit your page and review it now.


Edit your page, track donations and promote your page anytime from the Fundraising tab or your CanadaHelps account.

Share your page and your fundraising progress often using the social media and email sharing features on your published page and accessible from the Fundraising tab or your CanadaHelps account. Start spreading the word now using the icons below:



Make someone merry.  
Give a donation in their name

Send an eCard ➔



Make giving easier with monthly giving

Schedule your giving now ➔

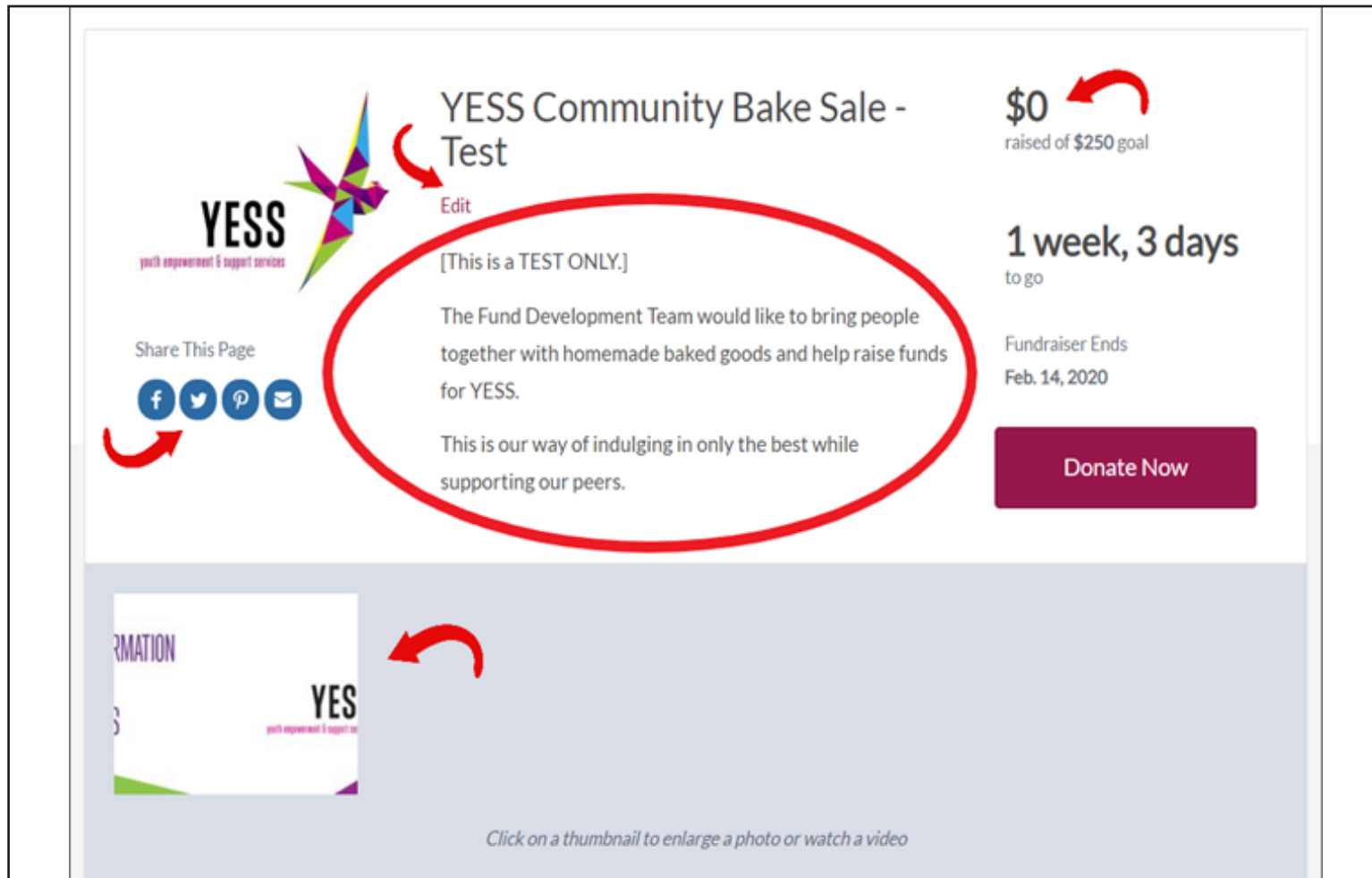


Inspire giving & let them choose

Give a Charity Gift Card ➔

Once the details have been completed, your online fundraiser is now ready!

Be sure to save your URL listed above. This will be the link that you can send to family and friends or on social media.



Your online fundraiser is now live!

People can select the “Donate Now” button to donate to your event. The description of your event can be changed at any time when you click on the “Edit” button. As people donate to your event, the funds raised will be updated and will showcase how close you are to your fundraising goal. This page can be easily shared on your social media accounts when clicking in the “Share this Page” section. This is a very accessible way to direct people to your fundraising page.

Donate Now Supporters

CHARITY AMOUNT

YESS youth empowerment & support services Youth Empowerment & Support Services (YESS) General \$

PERSONAL MESSAGE

140 characters remaining

Your Donation Display Preference

☒ Display my name and donation amount on YESS Fund Development Team's fundraising page.

Continue with My Donation

For those looking to donate, if they click the “Donate Now” button they will be redirected to this page.

Your donors can enter the amount accordingly and also choose to send a personal message.

There will be a list of your supporters on the next tab labelled “Supporters”.

**Thank you for being part of the community walking beside traumatized youth on their journeys towards healing**